

Sainik Finance & Industries Limited

Regd. Office : 129, Transport Centre, 1st Floor, New Rohiakh Road, Punjabi Bagh, New Delhi - 110035 Tel. : 28315036 Fax : 28315044
Website : www.sainikfinance.com, E-mail : info@sainikfinance.com, info@sainik.org.

Ref. No.

S.F.I./BSE - 2015-16 - 24

Dated... 10/11/2015

To

The Manager (Listing),
BSE Limited,
Floor 25, P.J. Towers,
Dalal Street,
Mumbai- 400001

Sub: Submission of Unaudited Financial Results, Statement of Assets & Liabilities and LRR Report

Ref: SAINIK FINANCE & INDUSTRIES LIMITED

Dear Sir,

Please find enclosed herewith the Un-audited Financial Results of the Company for the quarter ended on September 30, 2015 and Standalone Statement of Assets & Liabilities of the Company for the half year ended on September 30, 2015 pursuant to the provisions of Clause 41 of the Listing Agreement.


Further we are also enclosing herewith Limited Review Report obtained from Statutory Auditors of the Company in respect of Unaudited Financial Results of the Company for the quarter ended on September 30, 2015 pursuant to the provisions of Clause 41 of the Listing Agreement.

Kindly take the same on your record for the Company.

Thanking You,

Yours faithfully,

For Sainik Finance & Industries Limited



Authorised Signatory

Encl: as above

PART-I

SAINIK FINANCE & INDUSTRIES LIMITED

Registered Office: 129 Transport Centre, Rohtrak Road, Punjabi Bagh, New Delhi-110035

Statement of Standalone Unaudited Financial Results for the quarter ended 30th September, 2015

Sl. No.	Particulars	(Rs. in Lakhs)					
		3 months ended (Unaudited) 30.09.2015	Previous 3 months ended (Unaudited) 30.06.2015	Corresponding 3 months ended in the previous year (Unaudited) 30.09.2014	Year-to-date figures for current year ended (Unaudited) 30.09.2015	Year-to-date figures for previous year ended (Unaudited) 30.09.2014	Previous Accounting Year ended (Audited) 31.03.2015
1	Income from operations						
	Net Sales/Income from Operation (net of excise duty)	220.16	224.02	249.39	444.18	415.86	943.97
	Other operating Income	1.50	1.50	3.00	3.00	6.28	6.28
	Total Income from operations (net)	221.66	225.52	252.39	447.18	418.86	950.25
2	Expenses						
	a) Cost of materials consumed	3.20	-	0.42	3.20	0.81	1.78
	b) Purchases of stock-in-trade	-	-	-	-	-	-
	c) Changes in inventories of finished goods, work in progress and stock in trade	-	0.01	-	0.01	0.08	0.39
	d) Employee benefit Expense	12.12	11.49	6.37	23.61	12.20	33.15
	e) Depreciation and amortisation expense	0.23	0.38	0.48	0.61	1.22	1.59
	f) Other Expenses (Any item exceeding 10% of total expenses relating to continuing operations to be shown separately)	15.71	17.76	15.43	33.47	30.62	74.94
	Total Expenses	31.26	29.64	22.99	68.90	44.93	111.85
	Profit/(Loss) from operations before other income, finance costs and exceptional items (1-2)	190.40	195.88	229.40	386.28	373.93	838.40
3	Profit/(Loss) from operations before other income, finance costs and exceptional items (1-2)						
4	Other Income	-	-	-	-	-	-
5	Profit/(Loss) from ordinary activities before finance costs and exceptional item (3+4)	190.40	195.88	229.40	386.28	373.93	838.40
6	Finance Costs	121.19	129.94	154.20	251.13	230.65	517.53
7	Profit/(Loss) from ordinary activities after finance costs but but before exceptional item (5+6)	69.21	65.94	75.49	135.15	143.28	320.87
8	Exceptional items	-	-	-	-	-	-
9	Profit/(Loss) from ordinary activities before tax (7+8)	69.21	65.94	75.49	135.15	143.28	320.87
10	Tax Expenses	-	-	-	-	-	-
11	Net Profit/(Loss) from ordinary activities after tax (9+10)	69.21	65.94	75.49	135.15	143.28	196.34
12	Extraordinary item (net of tax expense)	-	-	-	-	-	-
13	Net Profit/(Loss) for the period (11+12)	69.21	65.94	75.49	135.15	143.28	196.34
14	Share of profit/(loss) of associates*	-	-	-	-	-	-
15	Minority Interest*	-	-	-	-	-	-
16	Net Profit/(Loss) after taxes, minority interest and share of profit/(loss) of associates (13+14+15)	69.21	65.94	75.49	135.15	143.28	196.34
17	Paid-up equity share capital (Face Value Rs. 10/-)	1,088.00	1,088.00	1,088.00	1,088.00	1,088.00	1,088.00
18	Reserve excluding Revaluation Reserves as per balance sheet of previous accounting year	-	-	-	-	-	1,695.87
19(i)	Earning Per share (before extraordinary items) (of Rs. Nil) (not annualized):						
	a) Basic	0.64	0.61	0.69	1.24	1.32	1.80
	b) Diluted	0.64	0.61	0.69	1.24	1.32	1.80
19(ii)	Earning Per share (after extraordinary items) (of Rs. Nil each) (not annualized):						
	a) Basic	0.64	0.61	0.69	1.24	1.32	1.80
	b) Diluted	0.64	0.61	0.69	1.24	1.32	1.80

PART-II


Sl. No.	Particulars	(Rs. in Lakhs)					
		3 months ended (Unaudited) 30.09.2015	Previous 3 months ended (Unaudited) 30.06.2015	Corresponding 3 months ended in the previous year (Unaudited) 30.09.2014	Year-to-date figures for current year ended (Unaudited) 30.09.2015	Year-to-date figures for previous year ended (Unaudited) 30.09.2014	Previous Accounting Year ended (Audited) 31.03.2015
A.	PARTICULARS OF SHAREHOLDINGS						
1	Public Shareholding	5207058	5207058	5233923	5207058	5253923	5207058
	- Number of Shares	47.86%	47.86%	48.29%	47.86%	48.29%	47.86%
2	Promotor and Promotor Group - Shareholding	-	-	-	-	-	-
	a) Pledged/Encumbered	-	-	-	-	-	-
	- Number of Shares	-	-	-	-	-	-
	- Percentage of shares (as a % of the total shareholding of promotor and promotor group)	-	-	-	-	-	-
	- Percentage of Shares (as a % of total share capital of the Co)	-	-	-	-	-	-
	b) Non-Encumbered	-	-	-	-	-	-
	- Number of Shares	5672942	5672942	5626077	5672942	5626077	5672942
	- Percentage of shares (as a % of the total shareholding of promotor and promotor group)	100%	100%	100%	100%	100%	100%
	- Percentage of Shares (as a % of total share capital of the Co)	52.14%	52.14%	51.71%	52.14%	51.71%	52.14%
B.	INVESTOR COMPLAINTS						
	Pending at the beginning of quarter	-	-	-	-	-	-
	Received during the quarter	-	-	-	-	-	-
	Disposed of during the quarter	-	-	-	-	-	-
	Remaining unresolved at the end of quarter	-	-	-	-	-	-

Statement of Standalone Un-audited Revenue, Results and Capital employed for the quarter ended 30th September, 2015

Sl. No.	Particulars	(Rs. in Lakhs)					
		3 months ended (Unaudited) 30.09.2015	Previous 3 months ended (Unaudited) 30.06.2015	Corresponding 3 months ended in the previous year (Unaudited) 30.09.2014	Year-to-date figures for current year ended (Unaudited) 30.09.2015	Year-to-date figures for previous year ended (Unaudited) 30.09.2014	Previous Accounting Year ended (Audited) 31.03.2015
	Segment Revenue						
	a) Finance	220.16	223.87	249.39	444.03	415.78	944.07
	b) Manufacturing	1.50	1.65	3.00	3.15	3.08	6.48
	Total	221.66	225.52	252.39	447.18	418.86	950.55
	Less: Inter Segment Revenue	-	-	-	-	-	-
	Sales/Income from Operation	221.66	225.52	252.39	447.18	418.86	950.55
	Segment Results (Profits/(Loss))						
	Before tax and interest from each segment!	196.69	200.38	233.02	397.07	385.28	859.56
	a) Finance	(6.29)	(4.50)	(3.33)	(10.79)	(11.35)	(21.16)
	b) Manufacturing	190.40	195.88	229.49	386.28	373.93	838.40
	Total	121.19	129.94	154.20	251.13	230.65	517.53
	Less:						
	a) Interest	-	-	-	-	-	-
	b) Other un-allocable expenditure	-	-	-	-	-	-
	Net of un-allocable income	69.21	65.94	75.49	135.15	143.28	320.87
	Total Profit Before tax	2,899.81	2,721.58	2,603.08	2,899.81	2,603.08	2,720.43
	Capital Employed (Segment Assets - Segment Liabilities)	61.80	62.29	68.18	61.80	68.18	63.44
	a) Finance	2,961.61	2,783.87	2,671.26	2,961.61	2,671.26	2,783.87
	b) Manufacturing	-	-	-	-	-	-
	Total	2,961.61	2,783.87	2,671.26	2,961.61	2,671.26	2,783.87
	Aggregate of non-promoter shareholding	5207058	5207058	5233923	5207058	5253923	5207058
	- No. of Shares	47.86%	47.86%	48.29%	47.86%	48.29%	47.86%
	- Percentage of shareholding						

Notes :-

- The above results were taken on record in the meeting of the Board of Directors held on 10th November, 2015
- Figures have been regrouped/re-casted wherever necessary to facilitate comparison.
- * There are no subsidiaries/associates of the Company as on date and hence not applicable in this case.

Place: New Delhi
Date: 10-11-2015


SAINIK FINANCE & INDUSTRIES LIMITED

Regd.Off: 129 Transport Centre, Rohitak Road, Punjabi Bagh, New Delhi-110035

Standalone Statement of Assets & Liabilities of the Company for the half year ended 30th September, 2015

Particulars	(Rs.in Lakhs)	
	As at (Current half year ended)	As at (Previous half year ended)
	(30/09/2015) Unaudited	(30/09/2014) Unaudited
A EQUITY AND LIABILITIES		
1 Shareholders' funds		
(a) Share Capital	1,088.00	1,088.00
(b) Reserves and surplus	1,873.60	1,583.27
(c) Money received against share warrants	-	-
Sub-total -Shareholders funds	2,961.60	2,671.27
2 Share application money pending allotment	-	-
3 Minority Interest*	-	-
4 Non-current liabilities		
(a) Long-term borrowings	-	-
(b) Deferred tax liabilities (net)	22.43	23.89
(c) Other long-term liabilities	40.00	40.00
(d) Long-term provisions	26.76	31.69
Sub-total - Non-Current liabilities	89.19	95.58
5 Current liabilities		
(a) Short-term borrowings	3,536.34	4,390.72
(b) Trade payables	7.09	7.17
(c) Other current liabilities	259.78	239.51
(d) Short-term provisions	252.67	179.60
Sub-total - Current liabilities	4,055.88	4,817.00
TOTAL -EQUITY AND LIABILITIES	7,106.67	7,583.85
B ASSETS		
1 Non-current assets		
(a) Fixed assets	84.56	88.83
(b) Goodwill on consolidation	-	-
(c) Non-current investments	-	-
(d) Deferred tax assets (net)	-	-
(e) Long-term loans and advances	311.92	216.39
(f) Other non-current assets	-	-
Sub-total - Non-current assets	396.48	305.22
2 Current Assets		
(a) Current Investments	-	-
(b) Inventories	1.69	5.32
(c) Trade receivables	32.54	39.98
(d) Cash and cash equivalents	17.16	54.91
(e) Short-term loans and advances	6,658.80	7,178.42
(f) Other current assets	-	-
Sub-total - Current assets	6,710.19	7,278.63
TOTAL - ASSETS	7,106.67	7,583.85

* Applicable in case of consolidated statement of assets and liabilities



Sainik Finance & Industries Limited

(Signature)

Rudra Sen Sindhu
Director (DIN-00006999)

Date: 10-11-2015
Place: New Delhi



Kumra Bhatia & Co.

CHARTERED ACCOUNTANTS

FLAT NO 8, VASANT ENCLAVE,
NEW DELHI-110057

TEL : +91-11-4100 8405, 4100 8406
+91-11-2614 1630, 2614 8076
FAX : +91-11-2614 8122
E-MAIL : kumrabhatia@hotmail.com
HEMANT KUMRA : hemantkumra@hotmail.com
PRAVEEN BHATIA : pkb54@live.com

LIMITED REVIEW REPORT AS PER CLAUSE- 41

We have reviewed the statement of Unaudited Financial Results of M/s SAINIK FINANCE & INDUSTRIES LIMITED for the quarter ended September 30, 2015 except for the disclosure regarding 'Public Shareholding' and 'Promoter and Promoter Group Shareholding' which have been traced from disclosures made by the Management and have not been audited by us. This statement is the responsibility of the Company's Management and has been approved by the Board of Directors/ Committee of Board of Directors. Our responsibility is to issue a report on these financial statements based on our review.

We conducted our review in accordance with the Standard on Review Engagement (SRE) 2400, engagements to Review Financial Statements issued by the Institute of Chartered Accountants of India. This standard requires that we plan and perform the review to obtain moderate assurance as to whether the financial statements are free of material misstatement. A review is limited primarily to inquiries of Company personnel and an analytical procedure applied to financial data and thus provides less assurance than an audit. We have not performed an audit and accordingly, we do not express an audit opinion.

Based on our review conducted as above, nothing has come to our attention that causes us to believe that the statement of Unaudited Financial Results prepared in accordance with applicable accounting standards and other recognized accounting practices and policies has not disclosed the information required to be disclosed in terms of Clause 41 of the Listing Agreement including the manner in which it is to be disclosed or that it contains any material misstatement.

Thanking You,

For KUMRA BHATIA & CO.
Chartered Accountants

(P. K. Bhatia)
(Partner)
M. No. 81174

Place: New Delhi
Date: 10-11-2015

